

Carrara
Murano Glassmakers
Since 1926



**Venetian Lantern and classic
venetian lighting**

Catalog 2020



Carrara Glassmakers, tradizione artigianale dai sapori classici

La lavorazione del vetro soffiato, una tradizione con oltre mille anni alle spalle.

I primi documenti riferiti all'arte vetraria veneziana risalgono infatti al 982 d.C., con la consacrazione di Murano, fulcro dell'arte del vetro, dove si concentrò la maggior parte delle fornaci. Una tradizione che nel 1400 vide un'importante svolta, che si orientò verso una produzione di oggetti di forte impronta artistica: manufatti di alta godibilità estetica, non solamente caratterizzati da puro concetto funzionale.


Da qui inizia l'attività di Carrara Glassmakers che, dalle sue origini alla fine degli anni Ottanta, si propone come autentico ed esclusivo laboratorio di ricerca nel campo delle arti applicate, dando luogo a creazioni uniche al mondo. La realizzazione delle soluzioni luminose della collezione Classic viene eseguita in fornace secondo le antiche tecniche veneziane della soffiatura in gabbia metallica, con la quale il mastro vetraio, grazie alla destrezza artigianale della propria manualità e alla pressione dell'aria soffiata nella canna, appoggia delicatamente il vetro all'interno di strutture lineari composte da numerosi fili in acciaio. Risultato? Creazioni esclusive dove l'artigianalità della tecnica esecutiva sfocia in pregiate soluzioni estetiche dal gusto classico.

Carrara Glassmakers, artisan tradition with classic flavours

The tradition of glassblowing traces back to over a thousand years ago.

The first documents relating to the Venetian glass art date back to 982 A.D., with the consecration of Murano, the isle where glass art developed and where most of the kilns were established. This tradition saw a major turning point in 1400 when it oriented towards the production of great artistic objects: aesthetically highly enjoyable manufactured products that were not only characterized by a merely functional concept.

This is where Carrara Glassmakers stems from, from its origins to the late eighties, an authentic and exclusive research laboratory in the field of applied arts, originating unique creations unparalleled in the world. The realization of the Classic collection lighting solutions is performed in a kiln according to the ancient Venetian techniques of glassblowing in a metal cage. Master glassmakers, thanks to the craftsmanship of their manual dexterity and the pressure of the air blown in the blowpipe, gently lay the glass inside of linear structures made of several steel wires. What are the results? Exclusive creations in which the craftsmanship of the executive technique leads to valuable aesthetic solutions with a classical taste.



Indice alfabetico

Alphabetical index

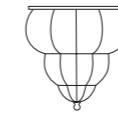
090 - Kobol	094 - Aerilon
070 - Atlantia	054 - Demeter
058 - Canale	026 - Ottoman
062 - Pegasus	116 - Outdoor
108 - Helios Gamma	074 - Hades
060 - Triton	106 - Helios
038 - Osiris	068 - Valkyrie
014 - Classic	050 - Athena
102 - Classic	096 - Hersa
064 - Columbia	088 - Picon
098 - Luminere	082 - Uned
022 - Gold	092 - Phoebe
030 - Drop	042 - Solaria
080 - Ancient Star	114 - Tauron
046 - Acheron	076 - Cloud 9
086 - Vortex	

Indice

Index

Plafoniere

Ceiling lamps



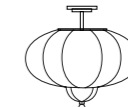
Classic
- pag. 017



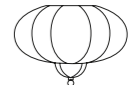
Drop
- pag. 036



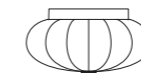
Osiris
- pag. 041



Solaria
- pag. 044



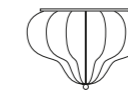
Solaria
- pag. 045



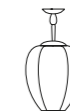
Acheron
- pag. 046



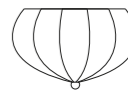
Athena
- pag. 052



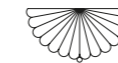
Pegasus
- pag. 062



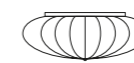
Ancient Star
- pag. 081



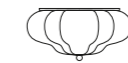
Uned
- pag. 084



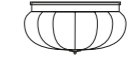
Picon
- pag. 089



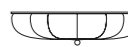
Kobol
- pag. 091



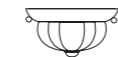
Phoebe
- pag. 093



Aerilon
- pag. 095



Hersa
- pag. 097



Hersa
- pag. 097



Helios Gamma
- pag. 111

Sospensioni

Pendant lamps



Classic
- pag. 020



Gold
- pag. 025



Gold
- pag. 025



Gold
- pag. 025



Gold
- pag. 024



Ottoman
– pag. 027-029



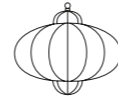
Drop
– pag. 031



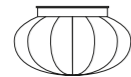
Drop
– pag. 036



Osiris
– pag. 040



Solaria
– pag. 043



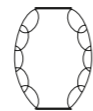
Acheron
– pag. 049



Athena
– pag. 051-053



Demeter
– pag. 056



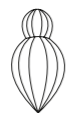
Triton
– pag. 061



Pegasus
– pag. 063



Columbia
– pag. 066-067



Valkyrie
– pag. 069



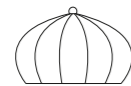
Atlantia
– pag. 071



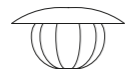
Hades
– pag. 075



Cloud 9
– pag. 077



Uned
– pag. 083

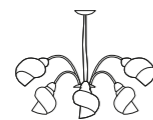


Vortex
– pag. 087



Helios
– pag. 107


Lampadari Chandeliers



Osiris
– pag. 038



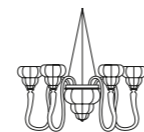
Pegasus
– pag. 063



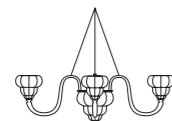
Luminere
– pag. 098




Luminere
– pag. 101



Yahren
– pag. 102



Yahren
– pag. 104



Helios Gamma
– pag. 109-110



Helios Gamma
– pag. 112

Appliques Wall lamps



Classic
– pag. 019



Classic
– pag. 021



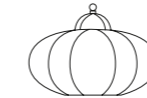
Columbia
– pag. 028



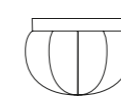
Drop
– pag. 033



Osiris
– pag. 041



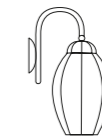
Solaria
– pag. 044



Acheron
– pag. 048



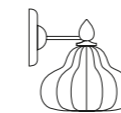
Athena
– pag. 052



Demeter
– pag. 058



Demeter
– pag. 058



Pegasus
– pag. 063



Atlantia
– pag. 073



Hades
– pag. 075



Cloud 9
– pag. 078



Cloud 9
– pag. 079

Tavolo Table lamps



Classic
– pag. 016



Columbia
– pag. 028-029



Drop
– pag. 034



Drop
– pag. 035



Osiris
– pag. 041



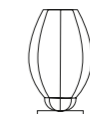
Osiris
– pag. 041



Solaria
– pag. 045



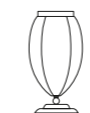
Athena
– pag. 053



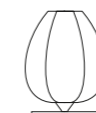
Demeter
– pag. 057



Triton
– pag. 061



Cloud 9
– pag. 077



Ancient Star
– pag. 080



Tauron
– pag. 115

**Piantana
Floor lamps**



Classic
– pag. 018



Drop
– pag. 032



Drop
– pag. 037



Solaria
– pag. 044



Athena
– pag. 051-053



Demeter
– pag. 057



Atlantia
– pag. 072



Cloud 9
– pag. 078



Ancient Star
– pag. 080



Helios Gamma
– pag. 111

**Outdoor
Pali
Poles**



Classic
– pag. 121



Classic
– pag. 121



Classic
– pag. 121



Hades
– pag. 125



Hades
– pag. 126



Drop
– pag. 129



Drop
– pag. 130



Demeter
– pag. 132



Demeter
– pag. 133



Demeter
– pag. 133



Globe
– pag. 135



Globe
– pag. 136



Globe
– pag. 135



Chinese Mesh
– pag. 139



Vortex
– pag. 141



Calle
– pag. 144



Valkyrie
– pag. 147

**Outdoor
Sospensioni
Pendant lamps**



Classic
– pag. 120



Atlantia
– pag. 123



Hades
– pag. 126



Drop
– pag. 129



Florence by night
– pag. 142



Calle
– pag. 145

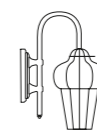
**Outdoor
Appliques
Wall lamps**



Classic
– pag. 118



Atlantia
– pag. 122



Hades
– pag. 126



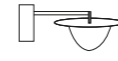
Drop
– pag. 129



Drop
– pag. 130



Globe
– pag. 137



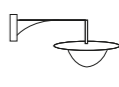
Florence by night
– pag. 143



Calle
– pag. 145



Valkyrie
– pag. 147



Urbino
– pag. 149



Robot eye
– pag. 151



Robot eye
– pag. 151



Venetian Lanterns


La tradizione del vetro soffiato in gabbia, ora disponibile in tutte le varianti e colori.

The tradition of glassblowing in a cage, now available in all variants and colours.



Modello	LxHxP	Luci
MC259-020	25x22	3 E14x40W
MC259-035	35x31	3 E27x75W
MT101-040	30x37	1 E27x75W

Colori / Colors












Modello	LxHxP	Luci
MB101-030	23x48x28	1 E27x75W
MB101-040	30x60x42	1 E27x100W
MP101-185 (vetro MS 101-040)	30x191x57	1 E27x100W
MP101-190 (vetro MS 101-060)	45x191x57	1 E27x150W

Colori / Colors





	Modello	LxHxP	Luci	Colori / Colors
	-	-	-	-
	MS101-030	23x30	1 E27x75W	
	MS101-040	30x43	1 E27x100W	
	MS101-060	45x62	1 E27x150W	
	MS101-080*	55x80	1 E27x150W	
	MA101-030	23x27x10	1 E14x60W	
	MA101-035	23x33x12	1 E14x60W	
	MA101-060*	45x56x20	2 E27x60W	

*disponibile solo su ordinazione.






A close-up photograph of a glass surface, likely a bowl or a shallow dish, with a dark, almost black, matte finish. The surface is covered with intricate, organic patterns of gold leaf. The gold is applied in a way that it has cracked and flaked into thin, delicate, branching structures, resembling natural mineral veins or perhaps the work of a skilled artisan. The lighting is dramatic, highlighting the texture of the gold and the smoothness of the glass. The background is dark and out of focus, emphasizing the central subject.

Gold

La collezione è composta da quattro forme diverse, in vetro soffiato liscio e trasparente. La Gold viene applicata dopo l'intero ciclo produttivo completamente processato a mano, composto da soffiatura, tempera, taglio e moleria. La Gold pazientemente incollata lascia passare la luce attraverso le crepe che si formano in modo naturale durante l'applicazione.

The collection has four different shapes, in smooth and transparent blown glass. The gold leaf is applied after the whole production cycle is completely processed by hand; it consists of blowing, tempering, cutting and grinding. The gold leaf is patiently glued to allow light to pass through the cracks that are formed in a natural way during application.



	Modello	LxHxP	Luci	Colori / Colors
	MS158-030	20x34	1 E27x75W	 CFO
	MS203-030	18x31	1 E27x75W	
	MS207-030	27x30	1 E27x75W	
	MS306-030	25x28	1 E27x75W	







Ottoman

Il bagno d'oro, effettuato dopo la soffiatura del vetro, dà un tocco di eleganza e unicità.

The submersion in gold, made after the glassblowing, gives a touch of elegance and uniqueness.





	Modello	LxHxP	Luci	Colori / Colors
	MC128-040	30 x 37 h tot. 66	1 E27 x 100W	 CRB
	MS128-040	30 x 37 h tot. 132	1 E27 x 100W	
	MB128-030	18 x 31 x 20	1 E14 x 60W	
	MT130-035	20 x 33	1 E14 x 60W	
	MT130-050	32 x 52	1 E27 x 100W	






Drop

La Drop, una forma tanto difficile da ottenere per i maestri vetrai quanto famosa, si presenta in versione sospensione, applique, lampada da tavolo, piantana e plafoniera.


The drop, a shape as difficult to obtain for glass masters as it is famous; it is available as a pendant light, applique, table lamp, floor lamp and ceiling lamp.





	Modello	LxHxP	Luci
	-	-	-
	MP1111-190	37x191x50	1 E27x150W
	MB1111-025	15x35x28	1 E14x40W
	MB1111-035	25x45x32	1 E27x100W
	MS1111-025	15x25	1 E14x40W
	MS1111-035	25x37	1 E27x100W
	MS1111-050	37x49	1 E27x150W

Colori / Colors



ABB

AMB

CRB



Modello	LxHxP	Luci
MT111-035	25x32	1 E27x100W
MT111-050	28x54x20	1 E14x40W
MC111-035	25x47	1 E27x100W
MC111-050	37x59	1 E27x100W

Colori / Colors



ABB



AMB



CRB



Modello	LxHxP	Luci	Colori / Colors
---------	-------	------	-----------------



RS409-030	25x29	1 G9x60W	
-----------	-------	----------	--



RP409-180	110x185x35	1 E27x100W	
-----------	------------	------------	--



BLL









Osiris


Un filo unico che si avvolge per riprodurre la forma della Osiris. La leggera quasi impercettibile montatura in filo lascia spazio al vetro che rimane libero di rigonfiarsi creando originali forme disuguali.

A single wire that is wound to reproduce the spiral shape of a snail. The light almost imperceptible wire frame leaves room for the glass that remains free to swell creating unique irregular shapes.



	Modello	LxHxP	Luci
	MT241-035	27x31	1 E27x100W
	MT241-020	14x23x23	1 E14x40W
	MB241-025	17x26x25	1 E14x60W 1 E14x60W
	MS241-025	17x23	1 E27x60W
	MS244-080	80x77	1 E27x60W /6E14x60W
	MC241-035	27x31	1 E27x100W

Colori / Colors



ABS

CRB

Solaria

La forma particolare e la semplicità delle aste danno vita ad una forma classica caratterizzate da uno stile senza tempo, trovando perfetta collocazione anche in ambienti contemporanei.

The particular form and simplicity of the beams originate a classic shape characterized by a timeless style, finding a perfect placement in contemporary settings.



Modello	LxHxP	Luci
MS106-020	24x21	1 E14x40W
MS106-035	37x28	1 E27x100W
MS106-050	42x38	1 E27x150W

Colori / Colors






ABB

ABL


CRB



CRL




	Modello	LxHxP	Luci
	MA106-035	33x25x16	1 E14x60W
	MB106-035	37x38	1 E27x75W
	MB106-050	42x48	1 E27x150W
	MP106-175	42x175	1 E27x150W

Colori / Colors



	Modello	LxHxP	Luci
	MCI06-025	34x22	3 E14x40W
	MCI06-045	42x29	3 E27x75W
	MT106-050	23x50x26	1 E14x40W

Colori / Colors



A large, ornate glass pendant light fixture. The main body is made of clear glass with a ribbed, shell-like design, resembling a scallop or a large clam. It is held within a dark metal cage with a decorative, scrollwork pattern at the top. The fixture is suspended from a ceiling. The background is a plain, light-colored wall.

Acheron


Le sue dimensioni hanno richiesto fili di diametro quattro millimetri per la produzione della gabbia. Solo pochi maestri hanno la forza e l'esperienza per soffiare il vetro facendolo gonfiare in questa struttura. Acheron è il manufatto più grande della collezione Carrara Glassmakers.

Its dimensions required diameter-4 wires to produce the cage. Only a few masters have the strength and experience to blow glass to swell it into this structure. Acheron is the largest manufactured item within the Carrara Glassmakers collection.



Modello	LxHxP	Luci
MAI98-025	16x15x9	1 E14x60W
MAI60-030	34x25x17	2 E27x75W
MSI32-030	48x26	3 E27x100W
MSI32-045*	70x38	6 E27x60W
*articolo non disponibile in ABS e CRB.		
MC132-045*	70x40	6 E27x60W
*articolo non disponibile in ABS e CRB.		

Colori / Colors





Athena

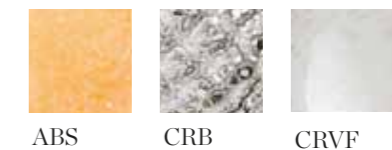
Fili rigorosamente in acciaio inox che sembrano rincorrersi per unirsi alla fine della gabbia. I vetri acidati internamente risultano brillanti ed eleganti, lasciando trasparire una luce velata e morbida.

Stainless steel wires that seem to chase each other to then join at the end of the cage. Internally acid etched glass is bright and elegant, leaving veiled and soft light.



Modello	LxHxP	Luci
MS119-030	21x26	1 E27x100W
MS119-050	31x49	1 E27x150W

Colori / Colors



ABS

CRB

CRVF



Modello	LxHxP	Luci
MT119-035	21x30	1 E27x75W
RB119-035	21x42x28	1 E27x75W
RT119-035	21x30	1 E27x75W
RC119-035	21x30	1 E27x75W
RS119-030	21x26	1 E27x100W
RS119-050	31x49	1 E27x100W
MP119-190	31x191x50	1 E27x150W

Colori / Colors






Demeter

Composta da fili in acciaio inox lucidati dopo la soffiatura. Il vetro trasparente e le forme sinuose danno un tocco di eleganza, ma lasciano alla gabbia il compito di ricreare veri e propri giochi di luce.

Made of stainless steel wires polished after the glass is blown. The transparent glass and the sinuous forms give a touch of elegance, but leave the cage with the task of recreating real lighting effects.








	Modello	LxHxP	Luci
	RS203-030	18x31	1 E27x75W
	RS203-043	25x45	1 E27x100W
	RP203-170	33x168	1 E27x150W
	RT203-030	17x32	1 E27x100W

Colori / Colors



CRL



	Modello	LxHxP	Luci
	RC228-035	25x37x16	2 E27x60W
	RB203-030	18x42x28	2 E27x60W

Colori / Colors



CRL






Triton

Tre serie di catene per cercare di racchiudere il vetro che trova spazio e si rigonfia tra di esse.

Three series of chains trying to enclose the glass that finds space and swells between them.



	Modello	L x H x P	Luci	Colori / Colors
	RS310-035	29 x 36	1 E27 x 100W	
	RT310-035	29 x 36	1 E27 x 100W	 ABLF







Pegasus

In questa collezione si usa filo intrecciato per amplificare la classicità della forma.

In this collection, braided wire is used to amplify classical forms.



	Modello	LxHxP	Luci
	MB171-020	18x20x21	1 E14x60W
	MC171-015 MC171-030	31x20 45x30	3 E14x40W 3 E27x75W
	MS171-013 MS171-015 MS171-030	18x14 31x20 45x30	1 E14x60W 1 E27x100W 1 E27x150W
	MS173-070	70x70	7 E14x60W

Colori / Colors



ABS

ABV

CRB



Columbia

Elegante e smisurato, è composto da più parti.
Imponente e maestoso, Columbia viene utilizzato per
arredare grandi hall negli hotel, lussuosi ristoranti e grandi
saloni.

**Elegant and impressive, composed of several parts.
Imposing and majestic, the Columbia best adorns grand
halls of hotels, luxurious restaurants and grand foyers.**



Modello	LxHxP	Luci
MS118-035	30 x 41	1 E27 x 100W
MS118-050	40 x 53	1 E27 x 150W
MS118-070	48 x 70	3 E27 x 100W
MS118-090*	70 x 81	6 E27 x 60W

*articolo non disponibile in ABB e CRB.

Colori / Colors



ABB

ABL

ABV



CRB

CRL

CRV



Valkyrie

Tra gli ultimi arrivati, Valkyrie presenta una struttura in acciaio inox di diametro quattro millimetri e un tappo imponente che ne arricchisce la forma.

One of the new items, Valkyrie has a diameter 4 stainless steel structure with an impressive cap enriching the form.



Modello	LxHxP	Luci
MS423-060	33x68	1 E27x150W

Colori / Colors



CRB



Atlantia

Linea arabeggiante estremamente di gusto classico.
Le parti alle estremità sono costruite da un filo intrecciato che lasciano piena libertà al vetro di mostrare le sue rotondità.
Una rete sagomata di diametro due millimetri imprigiona il vetro costringendolo ad una forma regolare.

**It has an extremely classical Arabic style line.
The end pieces are constructed from a braided wire leaving full freedom to the glass to show its roundness.
A diameter-2 shaped network imprisons glass forcing it into a regular shape.**




Modello	L x H x P	Luci
MS105-050	21 x 53	1 E27 x 100W
MS105-060	30 x 60	1 E27 x 150W
MS105-090*	50 x 90	1 E27 x 150W



*articolo non disponibile in ABS e CRB.

Colori / Colors



ABS

ABV


CRB

CRV



Modello	L x H x P	Luci
MB105-060	30 x 64 x 34	1 E27 x 150W
MP105-180	30 x 179	1 E27 x 150W

Colori / Colors



ABS

ABV

CRB

CRV



Hades



Modello	LxHxP	Luci
MA114-035	21x34x14	1 E14x60W
MA114-040	32x40x15	1 E27x60W
MB114-035	21x45x42	1 E27x100W
MS114-035	21x34	1 E27x100W
MS114-040	32x40	1 E27x150W
MS114-070*	50x60	1 E27x150W

*articolo non disponibile in ABB e CRB.

Colori / Colors



ABB

ABV

CRB







Cloud 9

Struttura lineare che, partendo da un unico punto, proietta i fili all'estremo opposto dove si incontrano con una circonferenza di ricci che rendono l'insieme classico e delicato.

It has a linear structure projecting, from a single point, the wires at the opposite end where they meet with a circumference of curls making the whole item both classic and delicate.




	Modello	L x H x P	Luci	Colori / Colors
—	MS237-035	19 x 32	1 E27 x 75W	—
☉	MS237-080*	47 x 74	3 E27 x 100W	 
	*articolo non disponibile in ABS.			
☾	MT237-035	19 x 36	1 E27 x 100W	ABS  CRVF



Modello	LxHxP	Luci
MA237-035	16x31x8	1 E14x60W
MP237-200	50x203x25	2 E27x100W
MB237-180	21x180x37	1 E27x100W

Colori / Colors











Ancient Star

Gabbia leggera e sottile per sagomare il vetro soffiato cercando di rimanere il meno percepibile possibile. In questa collezione il protagonista è il vetro Baloton, che proietta il suo effetto in tutto quello che lo circonda.

A light and thin cage shaping the blown glass while trying to appear imperceptible. In this collection, the Baloton glass plays the lead role, casting its effect on everything around it.



	Modello	LxHxP	Luci	Colori / Colors
	—	—	—	—
	MP267-175	32x175	1 E27x150W	 
	MS267-060	32x60	1 E27x100W	
	MT267-020	17x23	1 E14x60W	
	MT267-045	32x44	1 E27x150W	

ABVF

CRB

Uned

Forma tondeggiante e composizione di ricci saldati ordinatamente, sagomati con filo di diametro due millimetri per un risultato meno invadente. Il vetro soffiato si modella secondo la loro forma.

A rounded shape with a composition of neatly welded curls shaped with a diameter-2 wire for a less intrusive result. The blown glass is moulded according to their form.



	Modello	LxHxP	Luci
☰	MC412-020	28x18	3 E14x40W
☱	MS413-025	32x26	1 E27x75W



Colori / Colors



ABB

CRB



	Modello	LxHxP	Luci
	MC413-025	32x24	3 E14x40W
	MC413-040	55x38	6 E27x75W

Colori / Colors



ABB



CRB

Vortex

Lavorazione classica Carrara Glassmakers. La soffiatura del vetro avviene all'interno di una struttura in filo metallico inox dove si appoggia un cappello in metallo per convogliare la luce verso il basso.

Classic Carrara Glassmakers processing. The glassblowing is carried inside a stainless steel metallic wire structure. On the structure, a metal hat to convey the light downwards.




	Modello	L x H x P	Luci	Colori / Colors
	MS411-020	30 x 20	1 E27 x 60W	 CRB

Picon

La plafoniera Picon presenta una variante alla classica versione di prodotto, dove le forme trovano sviluppo in orizzontale.

Picon ceiling light is a variant of the classic version of the product, where the forms develop horizontally.



Modello	LxHxP	Luci
 MC406-020	35x20x14	2 E14x40W

Colori / Colors



ABI

CRB



Kobol

Kobol è, per antonomasia, la forma classica della plafoniera: un'abbondanza di fili metallici a far intendere che al vetro soffiato non è permesso di mutare le forme.

Academy is by definition in the classic form of the ceiling light: an abundance of metallic wires conveying that the blown glass is not allowed to mutate its shape.



Modello	LxHxP	Luci
MC227-015	38x19	3 E27x75W
MC227-020	48x20	3 E27x75W
MC227-025	58x30	3 E27x75W

Colori / Colors



BLL

CRB



Phoebe

Dalla più piccola alla più imponente, la collezione Phoebe può essere collocata in ambienti dove si richiede molta luce, ma rimanendo nell'ambito classico.

From the smallest to the most impressive, the Sun collection can be placed in bright environments, but remains with the classic style.



Modello	LxHxP	Luci
MC170-015	31x14	3 E14x40W
MC170-020	55x19	3 E27x75W

Colori / Colors



ABB

AMB

CRB



Aerilon

Plafoniera in filo inox con vetro soffiato versione Baloton o antico, per velare la fonte luminosa e permettere differenti giochi di luce.

In stainless steel wire ceiling lamp with Baloton or antique blown glass, to veil the light source and to allow different light effects.



Modello	LxHxP	Luci
MC205-025	37x21	3 E27x75W
MC205-030	48x26	3 E27x75W

Colori / Colors



ABV

CRB



Hersa


La più sottile delle plafoniere. Particolari proposte strutturali della gabbia hanno permesso la soffiatura del vetro con spessori estremamente sottili. Consigliata in spazi dove l'altezza risulta vincolata.

The thinnest of the ceiling lamps. Details of the proposed structural cage allowed the glassblowing of extremely thin glass. Recommended in spaces where the ceiling height is constrained.



Modello	LxHxP	Luci
MC172-032	33x9	2 E14x40W
MC172-040	40x12	3 E14x40W
MC378-010	12x07	Led 3x1,4W

Colori / Colors



ABS

CRB







Luminere

Serie di lampadari ottenute dal risultato di un perfetto mix di forme tipicamente classiche dei lampadari classici di Murano con la tipologia di lavorazione firmata Carrara Glassmakers.

Series of lights that result in the perfect combination of the typical classical Murano chandelier form with the processing by Carrara Glassmakers.





	Modello	LxHxP	Luci	Colori / Colors
	RS352-080	95x75	8 E14x60W 3 E27x75W	 
	RS340-095	120x75	8 E14x60W 3 E27x75W	CRB NEB







Yahren

Serie di lampadari ottenute dal risultato di un perfetto mix di forme tipicamente classiche dei lampadari classici di Murano con la tipologia di lavorazione firmata Carrara Glassmakers.

Series of lights that result in the perfect combination of the typical classical Murano chandelier form with the processing by Carrara Glassmakers.



	Modello	L x H x P	Luci	Colori / Colors
	RS322-040	90 x 50	6 E14 x 60W 3 E14 x 40W	 
	RS354-040	100 x 40	3 E14 x 60W 3 E14 x 40W	BLLR ROB

Helios

Mastodontico, si è reso necessario l'utilizzo di tre componenti soffiati per assemblare questo gigante che viene arricchito di strass.

A gargantuan piece, it was necessary to use three blown glass components to assemble this gigantic item. It is embellished with rhinestones.



Modello	L x H x P	Luci
SS260-120	100 x 40	7 E27 x 60W

Colori / Colors



CRLB

CRLV

Helios Gamma

Le colonne di strass sono prodotti storici: a queste abbiamo unito i vetri Carrara Glassmakers che possono essere montati in modo ordinato e lineare o in modo casuale per dare un tocco di originalità.

The rhinestones columns are historical products: these have been combined with Carrara Glassmakers glasses that can be mounted in an orderly way, in linear form or randomly, to give a touch of originality.



Modello
SS380-015

LxHxP
50x210




Luci
15 G9x60W

Colori / Colors




CRB





	Modello	LxHxP	Luci
	SS379-015	50x210	15 G9x60W
	SC366-015	50x75	9 G9x60W
	SP366-022	50x160	9 G9x60W

Colori / Colors



CRB





	Modello	L x H x P	Luci	Colori / Colors
	SS366-020	50 x 158	12 G9 x 60W	 CRB

Tauron

Unico esemplare con componente in legno, Tauron è fornito solo come lampada da tavolo.

A unique piece with a wooden component, Tauron is available only as a table lamp.



	Modello	LxHxP	Luci	Colori / Colors
	ST284-050	13x51x20	1 E14x60W	 ABI

Outdoor Series

La collezione Outdoor è una rivisitazione dalle linee per interno, adeguate alle esigenze dei prodotti per il giardino e per gli esterni. Spesso nella parte superiore viene applicato un coperchio in alluminio per aumentare la protezione in caso di importanti e gravi eventi atmosferici. Le strutture dei pali e dei braccetti sono in fusione di alluminio. Le particolari tinte e l'utilizzo di più strati protettivi ne aumentano la resistenza alla corrosione. Le strutture delle gabbie sono interamente in acciaio inox, mentre i vetri soffiati nelle versioni da esterno sono caratterizzati da maggior spessore. Per rientrare nei canoni richiesti nei prodotti per outdoor, i prodotti vengono corredati di speciali kit di protezione dell'apparato di illuminazione.


The Outdoor collection is a reinterpretation of interior lines, adapted to the requirements of outdoor and garden products. Often, in the upper part an aluminium cover is applied to increase protection in case of significant and severe weather conditions. The structures of the poles and the arms are made of cast aluminium. Their special colours and the use of multiple protective layers increase their corrosion resistance. The structures of the cages are made entirely of stainless steel, while the blown glass, in the outdoor versions is thicker. To comply with the standards required in outdoor products, the products are equipped with a special lighting apparatus protection kit.





Modello	LxHxP	Luci
EB101-040	30x58x59	1 E27x75W

Colori / Colors



ABB

AMB

CRB


CRL



Modello	LxHxP	Luci
-	-	-
ES101-040	30 x 43	1 E27 x 75W
ES101-060	45 x 62	1 E27 x 75W
EP101-130	30 x 127	1 E27 x 75W
EP101-240	45 x 240	1 E27 x 75W
EP398-250	30 x 250 x 85	2 E27 x 75W



Colori / Colors



ABB

AMB

CRB

CRL




Atlantia



Modello	LxHxP	Luci
EB105-060	30x64x34	1 E27x75W
ES105-050	21x53	1 E27x75W
ES105-060	30x60	1 E27x75W
ES105-090*	50x90	1 E27x75W

*articolo non disponibile in ABS e CRB.

Colori / Colors



ABS

ABV

CRB





CRV





Adamo








	Modello	LxHxP	Luci	Colori / Colors
	EP371-250	21x250x80	2 E27x75W	
	EP114-250	21x250x42	1 E27x75W	
	ES114-040	32x40	1 E27x75W	
	EB114-035	32x50x45	1 E27x75W	

Colori / Colors	
	
ABB	CRB



Drop




	Modello	LxHxP	Luci
	EB111-035	25x53x56	1 E27x75W
	EP111-120	30x122	1 E27x75W
	ES111-035 ES111-050	25x37 37x49	1 E27x75W 1 E27x75W

Colori / Colors

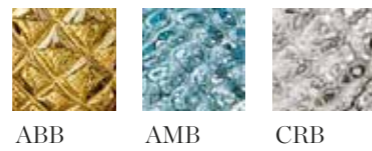


ABB AMB CRB



Modello	LxHxP	Luci
EP111-050	64x37	1 E27x75W
EP358-250	35x250x60	1 E27x75W


Colori / Colors






ABB


AMB

CRB



	Modello	LxHxP	Luci
	EP203-115	24x112	1 E27x75W
	EP203-300	35x300x45	1 E27x75W
	EP362-300	80x300x35	2 E27x75W

Colori / Colors







CRL



Globe



	Modello	LxHxP	Luci
	-	-	-
	EP363-280	45x280	1 E27x75W
	EP356-210	33x210	1 E27x75W
	EP355-110	32x117	1 E27x75W

Colori / Colors





ABB

ABIV

BLL

CRB



	Modello	LxHxP	Luci
	EB361-035	35x45x39	1 E27x75W
	EP361-225	33x225	1 E27x75W

Colori / Colors





Chinese Mesh



Modello	LxHxP	Luci
EP357-220	40x220	1 E27x75W

Colori / Colors





Vortex



Modello	LxHxP	Luci
EP397-300	80x300x80	3 G9x75W

Colori / Colors



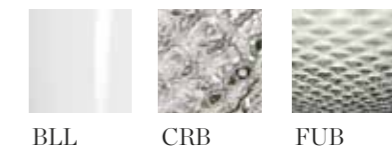
CRB



Florence by night

Modello	LxHxP	Luci
EB425-020	30x30x37	1 E27x60W
ES425-020	30x15	1 E27x60W

Colori / Colors






BLL


CRB

FUB





	Modello	LxHxP	Luci
	EB416-030	35x75x50	1 E27x60W
	EP416-130	35x130	1 E27x60W
	ES416-030	30x28	1 E27x60W

Colori / Colors




CRB



	Modello	LxHxP	Luci
	EB423-050	35x74x50	1 E27x75W
	EP423-240	35x120	1 E27x75W

Colori / Colors




CRB




Urbino



	Modello	LxHxP	Luci
	EB428-025	40x42x94	1 E27x75W

Colori / Colors





CRB



Robot eye



	Modello	LxHxP	Luci	Colori / Colors
	EA426-025	27x16	1 E27x75W	-
	EA427-025	16x27	1 E27x75W	-



Carrara Glassmakers

Via Molino Ronchin, 6

30174 Zelarino Venezia - Italy

t +39 041 8622641

info@muranoglass-shop.com

www.muranoglass-shop.com